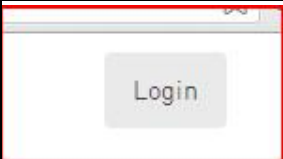
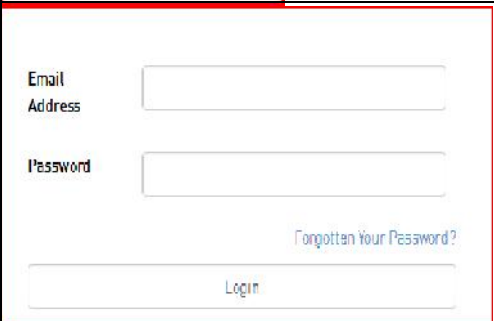
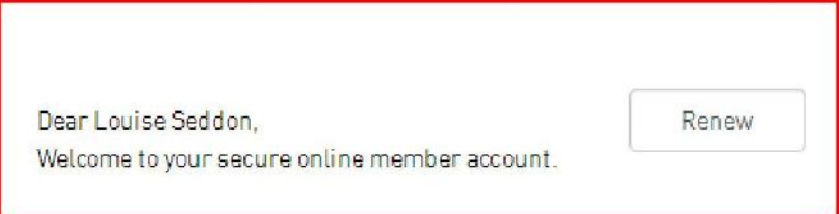
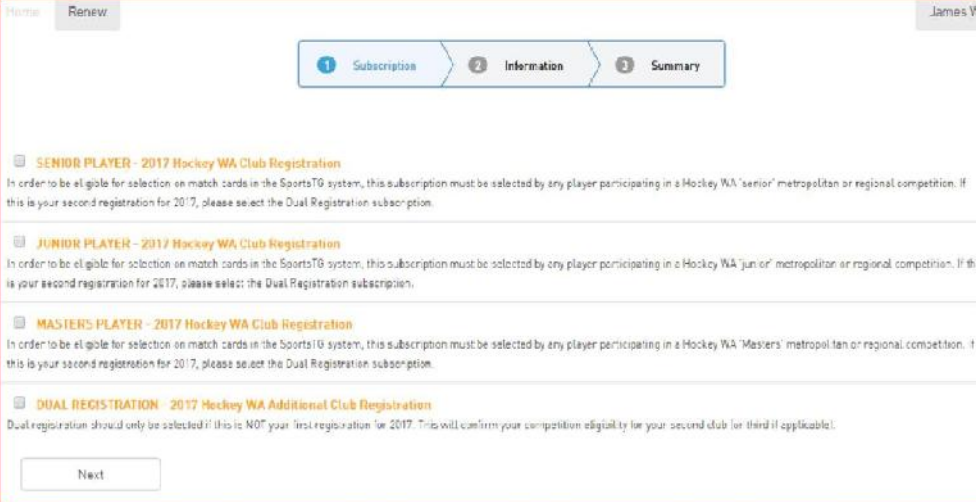


To register as an eligible player in any of the Hockey WA winter competitions, please follow these instructions. This process does not apply to the Hook in2 Hockey Programme.

Step 1.	Copy this link to your web browser <a href="https://memberdesq.onesporttechnology.com/1190/org">https://memberdesq.onesporttechnology.com/1190/org</a> and click on the login button in the top right hand corner	
Step 2.	From there, you should see a login page like this Click on 'Forgotten Your Password?'	
Step 3.	Follow the instructions to reset your password for the email account you have used for previous registrations. you should receive an email prompting the password change	
Step 4.	If you have not registered before, you will need to register a new account first, then follow the rest of these instructions	
Step 5.	Return to ( <a href="https://memberdesq.onesporttechnology.com/1190/org">https://memberdesq.onesporttechnology.com/1190/org</a> ), click login again, and use your email and your new password to login.	

Step 6.	<p>You should see a page similar to this. From there, click the renew button (it will appear as registration if you are using a new account) near the top left</p>	
Step 7.	<p>this should take you to the following page</p>	
Step 8.	<p>From here, please select the applicable registration type; if you are entering more than one competition, please note that you should be able to select multiple competitions at once. If you have already registered, and wish to register for another competition as well, you can still go through the same process to add another one.</p>	
Step 9.	<p>Enter your details into the appropriate boxes, read the Code of Behaviour and check the box to signify that you agree to it before hitting next, and</p>	

	<p>answering the questions on the next page. Once again, when finished, hit next, and you should be taken to a summary page that shows the registration you have selected. If that is the only registration you wish to do for that account, then select Submit. If you have more competitions to register for, please select 'Add Another Registration' button and go through process again as needed.</p>	
Step 10.	<p>After selecting submit, you should see a message about successful completion of the subscription and an email being sent shortly regarding your registration information. This email is a confirmation and invoice (though it costs nothing to register at organisation level) of your registration</p>	
Step 11.	<p>With that, you should be done with your registration. If you have any queries, please email <a href="mailto:admin@easternblades.org">admin@easternblades.org</a></p>	